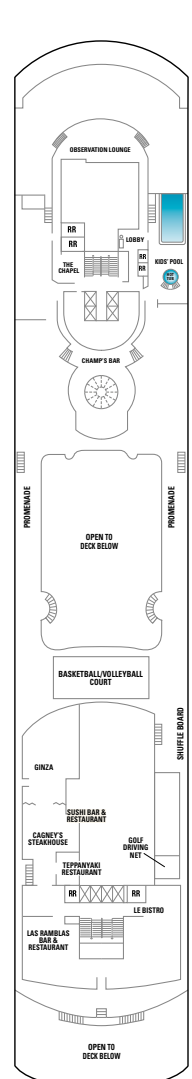
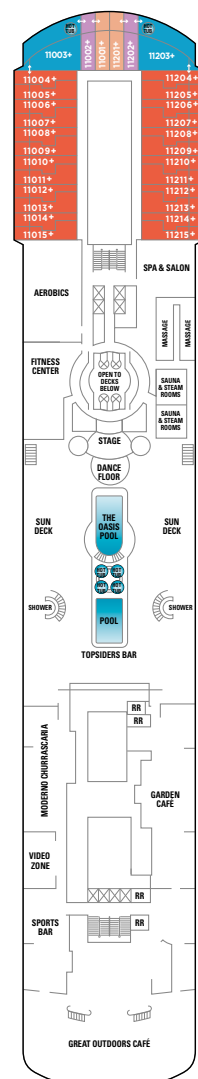


Sun-Class (Norwegian Sun/Sky)

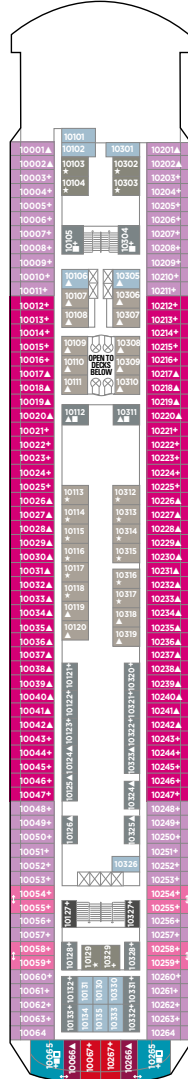
Deck plans shown are of Norwegian Sun. The deck plans of Norwegian Sky differ from the staterooms, categories and public areas shown below. For more information see ncl.eu. Deck plans and information subject to change.



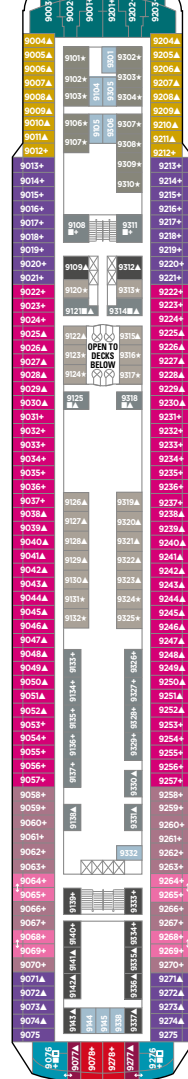
Sports Deck 12




Pool Deck 11



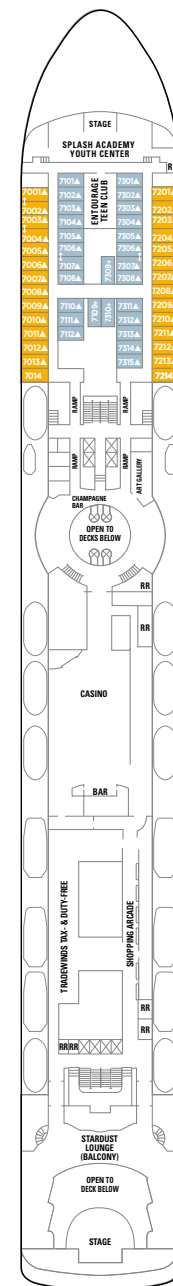
Norway Deck 10




Fjord Deck 9



Viking Deck 8

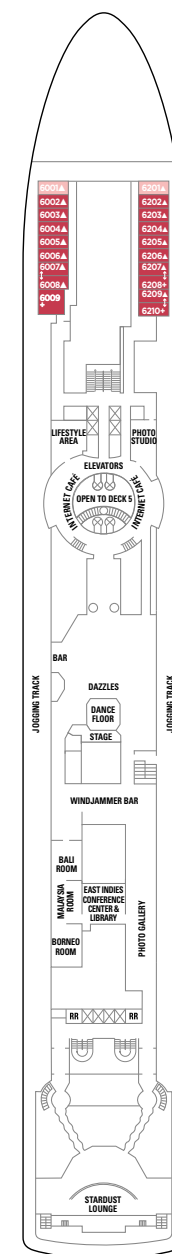


International Deck 7

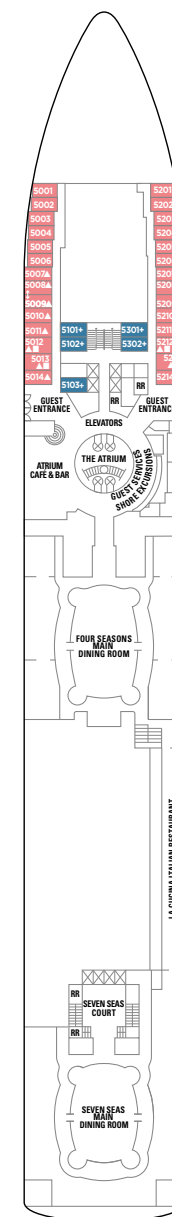


There is no elevator to this deck.

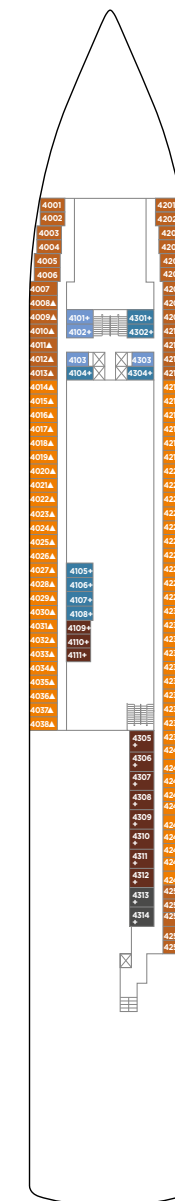
Oslo Deck 6A



Promenade Deck 6



Atlantic Deck 5



Biscayne Deck 4

SYMBOLS

- With facilities for the disabled
- ↔ Connecting staterooms
- ▲ 3rd guest occupancy avail.
- + 3rd/4th guest occupancy avail.
- ★ 3rd/4th/5th guest occupancy avail.
- ☆ Up to 6th guest occupancy avail.
- × Elevator
- RR Restroom
- Indicates stateroom categories that can accommodate three or more guests

STATEROOM FEATURES

All staterooms aboard Norwegian Sun/Sky have a phone, TV, air conditioning, refrigerator, safe, duvet, bathroom with shower and hair dryer. All lower beds are convertible to a queen-size bed. Quoted stateroom sizes include balconies where applicable.

DETAILED CATEGORY DESCRIPTIONS:

ncl.eu



OWNER'S SUITES

SB Bedroom with queen-size bed, bathroom with whirlpool tub & separate shower, walk-in wardrobe, living room with dining area, balcony with hot tub. Butler service and concierge available. Size appr. 77 m²; max. occupancy 4 guests (N. Sky: 5 guests)



PENTHOUSES

SE SF SG Queen-size bed, sitting area, balcony (SE N. Sun: steel enclosed). Butler service and concierge available. SE appr. 45 m², SF appr. 47 m², SG appr. 41 m²; max. occupancy 4 guests (N. Sky: Size SE appr. 52-54,5 m², SF appr. 52 m², SG appr. 19 m²; max. occupancy SE 4 guests, SF 5 guests, SG 3 guests)



MINI SUITES & BALCONY STATEROOMS

M1 MB (Mini Suites) Two lower beds, sitting area, balcony. Size M1 appr. 32,5 m², MB appr. 30 m²; max. occupancy 4 guests (N. Sky: not available)
B1 B2 B3 BA BB BC BD (B2, B3=Family Balcony Staterooms) Two lower beds, sitting area, balcony (steel enclosed in some staterooms). Size appr. 20,5 m²; max. occupancy B1 3 guests, B2-BA, BC, BD 4 guests, BB 5 guests (N. Sky: B2, BD not available; size appr. 19 m²; max. occupancy 3 guests)



OCEANVIEW STATEROOMS

O1 OA OC OD OE (O1=Family Oceanview Staterooms) Two lower beds, sitting area, picture window, OD without elevator access. Size O1, OA appr. 16 m², OC-OE appr. 13,5 m²; max. occupancy O1 5 guests, OA 4 guests, OC-OE 3 guests
OF OG OK Two lower beds, sitting area, porthole (OK with obstructed view). Size OF, OG appr. 13,5 m², OK appr. 16 m²; max. occupancy OF, OG 3 guests, OK 4 guests. N. Sky: Oceanview Staterooms differ significantly from those of N. Sun. See ncl.eu for details.



INSIDE STATEROOMS

I1 IA IB IC ID IE IF (I1=Family Inside Staterooms) Two lower beds, sitting area, IF partly without elevator access. Size I1, IB-ID appr. 16 m², IA appr. 17,5 m², IE, IF appr. 13,5 m²; max. occupancy I1, IB-ID 5 guests, IA, IE, IF 4 guests (N. Sky: IE not available, IB partly without elevator access; size I1, IA, IB appr. 13,5 m², IC-IF appr. 11 m²; max. occupancy I1, IA, IF 4 guests, IB 3 guests, IC, ID 2 guests)