

CELEBRITY MILLENNIUM® DECK PLANS

SHIP SPECIFICATIONS:

Occupancy: 2,170

Tonnage: 90,940

Length: 965 feet

Beam: 105.6 feet

Draught: 26 feet

Cruising Speed: 24 knots

Electric Current: 110/220 AC

Ship's Registry: Malta

Entered Service: 2001

Refurbished: 2016



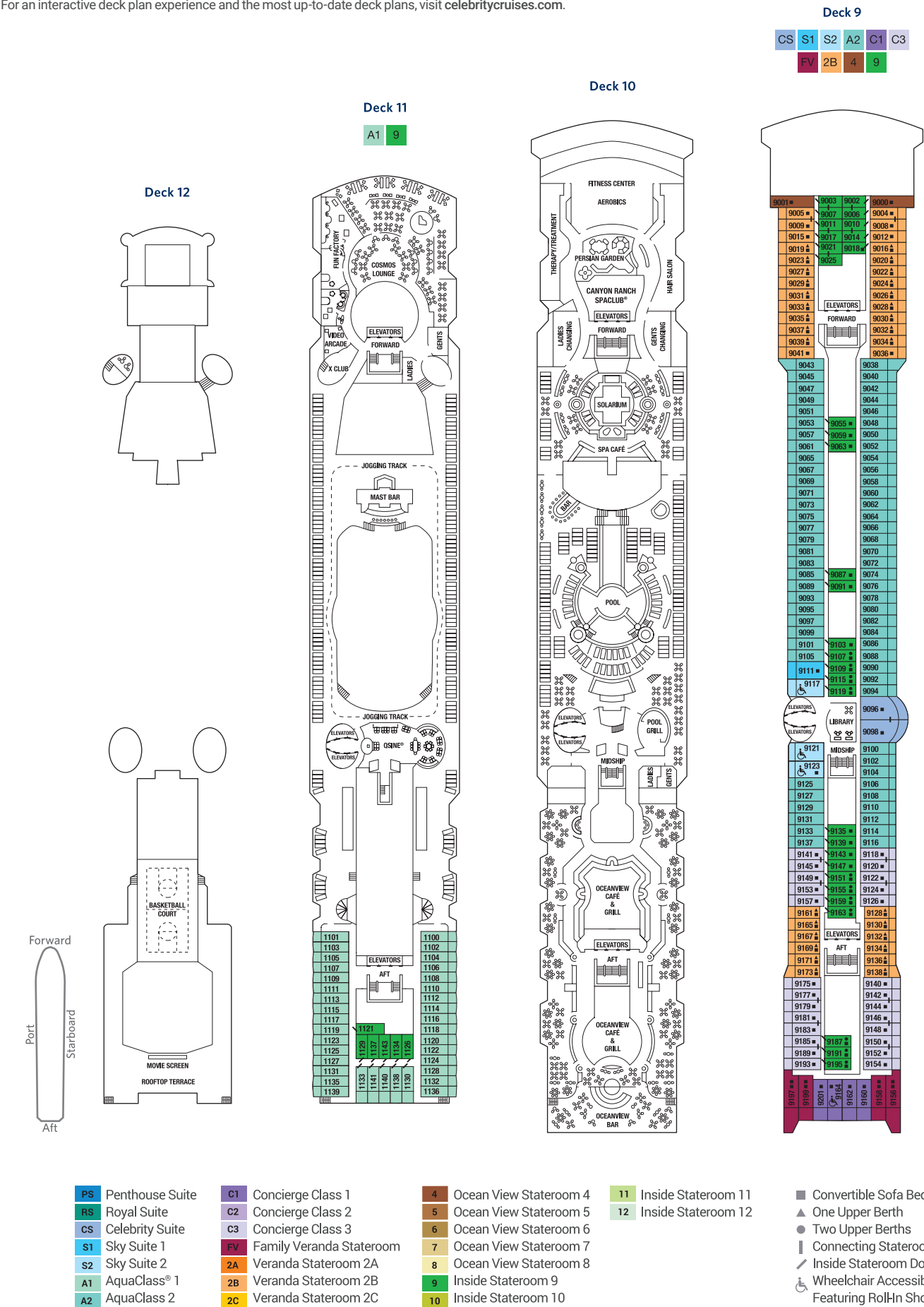
SMOKING POLICY

For all Celebrity ships, smoking is not permitted in any dining venue, casino, theater, hallway, elevator, or corridor, nor inside any stateroom or on any stateroom veranda, resulting in a cleaner, fresher, and healthier environment. Cigarette, cigar, and pipe smoking (this includes all smoking-like products, such as electronic cigarettes) is only permitted in designated outdoor areas.

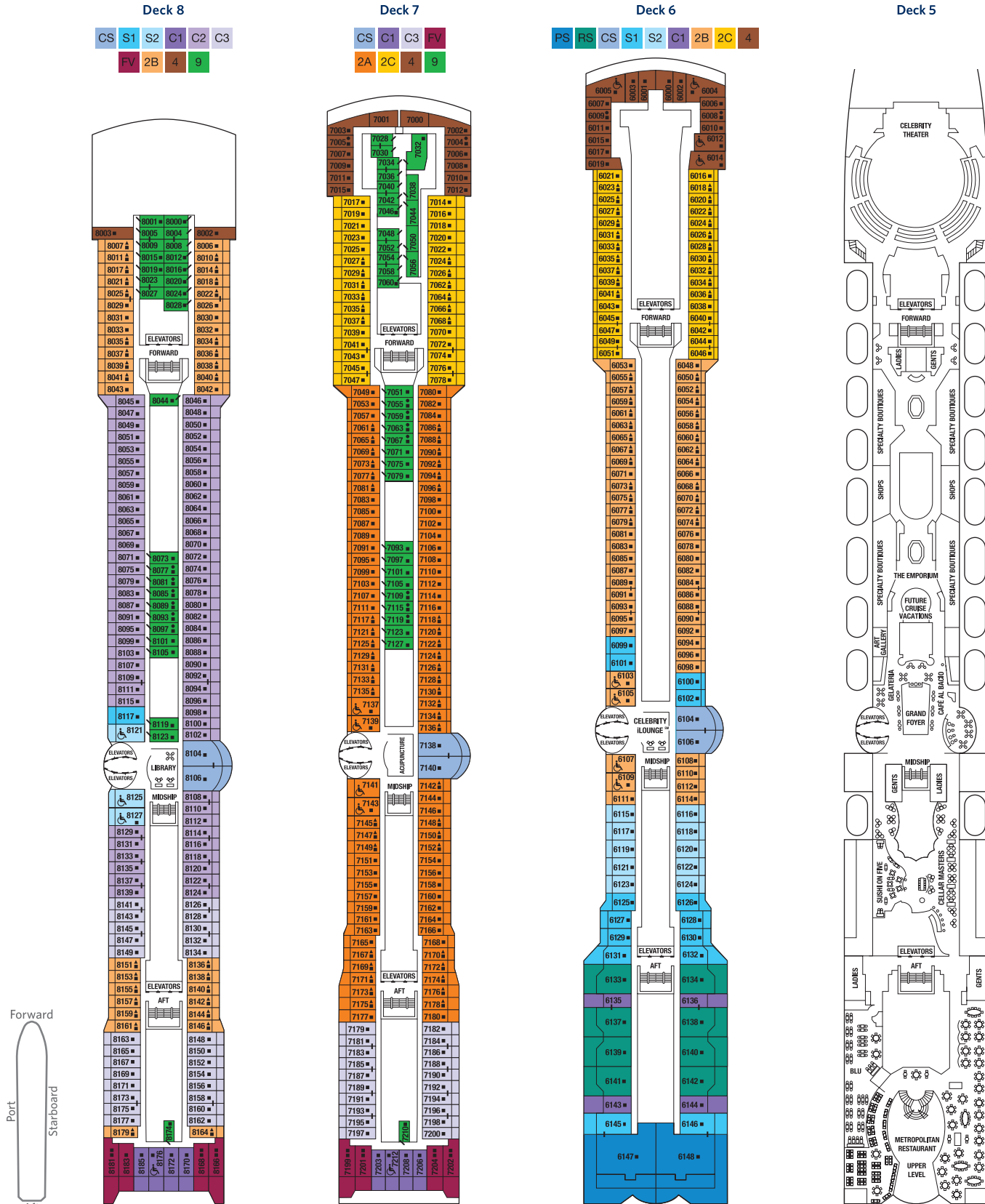
Celebrity Millennium

Staterooms 9004, 9005, 9040, 9042, 9045, and 9047 have partially obstructed views.
Staterooms 9094 and 9100 have smaller verandas that are semi-private.
Staterooms 9117, 9121, and 9123 have roll-in showers, no bathtubs.

Deck plans are not drawn to scale. Deck numbers reflect upper guest levels.
For an interactive deck plan experience and the most up-to-date deck plans, visit celebritycruises.com.



CELEBRITY MILLENNIUM® DECK PLANS



Staterooms 6016, 6018, 6020, 6021, 6023, 6025, 7014, 7016, 7017, 7018, 7019, 7021, 8006, 8007, 8047, 8048, 8049, and 8050 have partially obstructed views. Staterooms 6102, 6108, 7136, 7142, 8102, and 8108 have smaller verandas that are semi-private. Suites 6145 and 6146 feature standard glass doors to veranda. Staterooms 8121, 8125, and 8127 have roll-in showers, no bathtubs. Medical Facility is located midship on Deck 1 (not shown).

Deck plans are not drawn to scale. Deck numbers reflect upper guest levels. For an interactive deck plan experience and the most up-to-date deck plans, visit celebritycruises.com.

The floor plan of the MGM Grand Las Vegas is a long, narrow layout. At the top is the **CELEBRITY THEATER**. Below it are **ELEVATORS** and the **FORWARD** entrance. To the left of the main corridor are **LADIES** and **GENTS** restrooms. To the right is **THE STUDIO** and the **PHOTO GALLERY**. Further down is **MICHAEL'S CLUB**, followed by **FORTUNES CASINO**. Below the casino is the **GRAND FOYER**, which includes **ELEVATORS**, **GENTS**, **LADIES**, and a **MDSHP** (Medical Services) area. To the right of the foyer is **MARTIN GARDEN**. Below the foyer is the **RENNAISSANCE LOUNGE**, which also has **ELEVATORS**. At the bottom is the **AFT** entrance, with **LADIES** and **GENTS** restrooms on either side. The bottom section includes the **METROPOLITAN RESTAURANT** and a **LOWER LEVEL** area with various symbols for seating and facilities.

[illegible]

The diagram illustrates the deck layout of a ship, showing the arrangement of rooms, corridors, and elevators. The layout is divided into three main sections: FORWARD, MIDSHIP, and AFT.

FORWARD Section:








- Rooms 2001 through 2079 are arranged in a grid-like pattern.
- Rooms 2001, 2003, 2005, 2007, 2009, 2011, 2013, 2015, 2017, 2019, 2021, 2023, 2025, 2027, 2029, 2031, 2033, 2035, 2037, 2039, 2041, 2043, 2045, 2047, 2049, 2051, 2053, 2055, 2057, 2059, 2061, 2063, 2065, 2067, 2069, 2071, 2073, 2075, 2077, 2079, 2081, 2083, 2085, 2087, 2089, 2091, 2093, 2095, 2097, 2099, 2101, 2103, 2105, 2107, 2109, 2111, 2113, 2115, 2117, 2119, 2121, 2123, 2125, 2127, 2129, 2131, 2133, 2135, 2137, 2139, 2141, 2143, 2145, 2147, 2149, 2151, 2153, 2155, 2157, 2159, 2161, 2163, 2165, 2167, 2169, 2171, 2173, 2175, 2177, 2179, 2181, 2183, 2185.
- Elevators are located in the center of the FORWARD section.

MIDSHIP Section:

- Rooms 2137 through 2185 are arranged in a grid-like pattern.
- Rooms 2137, 2139, 2141, 2143, 2145, 2147, 2149, 2151, 2153, 2155, 2157, 2159, 2161, 2163, 2165, 2167, 2169, 2171, 2173, 2175, 2177, 2179, 2181, 2183, 2185.
- Elevators are located in the center of the MIDSHIP section.

AFT Section:

- Rooms 2183 through 2200 are arranged in a grid-like pattern.
- Rooms 2183, 2185, 2187, 2189, 2191, 2193, 2195, 2197, 2199, 2200.
- Elevators are located in the center of the AFT section.

- | | | | | |
|---------------------------|------------------------------------|---------------------------------|-------------------------------|---|
| PS Penthouse Suite | C1 Concierge Class 1 | 4 Ocean View Stateroom 4 | 11 Inside Stateroom 11 |  Convertible Sofa Bed |
| RS Royal Suite | C2 Concierge Class 2 | 5 Ocean View Stateroom 5 | 12 Inside Stateroom 12 |  One Upper Berth |
| CS Celebrity Suite | C3 Concierge Class 3 | 6 Ocean View Stateroom 6 | |  Two Upper Berths |
| S1 Sky Suite 1 | FV Family Veranda Stateroom | 7 Ocean View Stateroom 7 | |  Connecting Staterooms |
| S2 Sky Suite 2 | 2A Veranda Stateroom 2A | 8 Ocean View Stateroom 8 | |  Inside Stateroom Door Location |
| A1 AquaClass® 1 | 2B Veranda Stateroom 2B | 9 Inside Stateroom 9 | |  Wheelchair Accessible Stateroom |
| A2 AquaClass 2 | 2C Veranda Stateroom 2C | 10 Inside Stateroom 10 | |  Featuring Roll-In Shower |